

[www.fedex.com/en-us/home.html](http://www.fedex.com/en-us/home.html)

The screenshot shows the FedEx website's home page. At the top is a purple navigation bar with the FedEx logo on the left and links for Shipping, Tracking, Design & Print, Locations, and Support in the center. On the right side of the bar are links for Sign Up or Log In, a user profile icon, and a search icon. Below the navigation bar is a secondary menu with three buttons: 'RATE & SHIP' (highlighted in purple), 'TRACK', and 'LOCATIONS'. The main content area features the heading 'Calculate FedEx shipping rates.' followed by a form titled 'Shipping LTL Freight?'. The form has two input fields: 'FROM' with the placeholder text 'Your home address, zip code' and a dropdown menu set to 'S'; and 'TO' with the text 'Stresemannallee, Neuss, 41460, Germany'. Below the form is a question: 'Do you want to purchase a higher limit of liability from FedEx for this shipment? If yes, include a declared value for carriage.' with radio buttons for 'Yes' and 'No' (selected), and a help icon. In the bottom right corner, there is a purple circular icon with a speech bubble and the text 'Ask FedEx'.

FedEx.

Shipping ▾

Tracking ▾

Design & Print ▾

Locations ▾

Support ▾

Sign Up or Log In



RATE & SHIP



TRACK



LOCATIONS

Calculate FedEx shipping rates.

Shipping LTL Freight?

FROM

Your home address, zip code

S

TO

Stresemannallee, Neuss, 41460, Germany

Do you want to purchase a higher limit of liability from FedEx for this shipment? If yes, include a declared value for carriage.

Yes








No



Ask FedEx

# Select FedEx Pak

FedEx. Shipping Tracking Design & Print Locations Support Sign Up or Log In

 <b>FedEx Envelope</b> 9-1/2" x 15-1/2" <b>SELECT</b>	 <b>FedEx Extra Large Box</b> 15-3/4" x 14-3/16" x 6" <b>SELECT</b>	 <b>FedEx Large Box</b> 8-3/4" x 7-3/4" x 11-5/16" <b>SELECT</b>
 <b>FedEx Medium Box</b> 9" x 5" x 12" <b>SELECT</b>	 <b>FedEx Pak</b> 12" x 15-1/2" <b>✓ SELECTED</b>	 <b>FedEx Small Box</b> 8-3/4" x 2-11/16" x 11-5/16" <b>SELECT</b>
 <b>FedEx Tube</b>		

Add weight 1lb

Select ship date from dropdown

SELECT

### Package details

lb ▾

NO. OF PACKAGES Max. 25	WEIGHT PER PACKAGE Max. weight 20 lb.
1 ▾	1 lb

+ ADD ANOTHER PACKAGE

SHIP DATE  
Tuesday, October 26, 2021 ▾

SHOW RATES

# Select ship "International Priority by 12:00"

Use an already scheduled pickup

View signature options

Amounts are shown in USD

<b>ARRIVES ON</b> Thu, Oct 28	<b>DELIVERED BY</b> 10:00 AM FedEx International First®	<b>\$182.26</b>	▼
	<b>DELIVERED BY</b> 12:00 PM International Priority®	<b>\$127.01</b>	▼
<b>ARRIVES ON</b> Wed, Nov 3	<b>DELIVERED BY</b> 6:00 PM FedEx International Economy®	<b>\$118.84</b>	▼

Arrival dates shown here are subject to availability.  
Log in to your account to see your account-specific rates and services.  
Rates quoted are for export shipments. Log in to obtain import rate quotes.



Complete your details:

Complete laboratory details:

Jochen Hüter, Invitalab, Germany, Stresemannallee 4b, 41460, Neuss +49 21311259690

The screenshot shows the FedEx Ship Manager Lite interface. At the top, there is a purple navigation bar with the FedEx logo and menu items: Shipping, Tracking, Printing Services, Locations, and Support. A search icon is on the right. Below the navigation bar, the page title is "FedEX Ship Manager<sup>SM</sup> LITE" and there are links for "Login", "Advanced Shipping", and "Help".

The main content area is titled "1. Address Information" and contains the instruction: "Enter your (From) address and the recipient's (To) address." Below this, there are two columns of form fields:

- From Address:** Includes fields for "Your name", "Company", "Country / Location" (dropdown), "Address" (two lines), "ZIP", "City", "State" (dropdown with "Select" selected), "Phone" (with "Ext. (optional)" field), and "Email notifications" (with a help icon).
- To Address:** Includes fields for "Recipient name" (filled with "Jochen Hüter"), "Company" (filled with "Invitalab"), "Country / Location" (dropdown with "Germany" selected), "Address" (filled with "Stresemannallee 4b"), "Apt, Floor, Suite, etc.. (optional)", "Postal code" (filled with "41460"), "City" (filled with "NEUSSss"), "Phone" (filled with "921311259690" and "Ext. (optional)" field), and "Email notifications" (with a help icon).

At the bottom of the "To Address" section, there is a link: [Perform detailed address check](#).

Select FedEx Pak, 1lb, \$2.00

The screenshot shows the FedEx Ship Manager Lite web interface. At the top, there is a purple navigation bar with the FedEx logo and menu items: Shipping, Tracking, Printing Services, Locations, and Support. A search icon is on the right. Below the navigation bar, the page title is 'FedEx Ship Manager Lite' with links for 'Login', 'Advanced Shipping', and 'Help'. The main content area is divided into steps: 1. Address Information (with an 'Edit' button), 2. Shipment Details (the current step), 3. Customs Information, 4. Payment, and 5. Confirmation. Under '2. Shipment Details', the heading 'Select Your Options' is followed by an image of three FedEx Pak boxes: Small Pak, Large Pak, and a standard FedEx Pak. Below the image is a link: '← Choose another package type'. To the right, the 'FedEx Pak' section lists dimensions: Small: 10-1/4" x 12-3/4" and Large: 12" x 15-1/2". The 'Package Details' section includes a 'Package Weight' field with '1' and a unit dropdown set to 'lbs'. Below this is a warning message: 'Surcharges and limits apply as per applicable terms and conditions.' The 'Carriage value' field is set to '2.00' and the currency dropdown is set to 'US Dollars'. A 'Calculate Rates' button is positioned below the carriage value field.

## Select shipping date (day of your blood draw)

The screenshot shows the FedEx shipping interface. At the top, there is a purple navigation bar with the FedEx logo and menu items: Shipping, Tracking, Printing Services, Locations, and Support. A search icon is on the right. Below the navigation bar, there are images of 'Small Pak' and 'Large Pak' boxes. To the right of these images, dimensions are listed: 'Small: 10-1/4" x 12-3/4"' and 'Large: 12" x 15-1/2"'. The 'Package Details' section includes a 'Package Weight' field with the value '1' and a unit dropdown set to 'lbs'. Below this is a warning message: 'Surcharges and limits apply as per applicable terms and conditions.' The 'Carriage value' is set to '2.00' and the currency is 'US Dollars'. The 'Select a delivery date, time and rate' section has a 'Ship Date' field set to 'Today, Tuesday Oct 26'. Below this, there is a table of delivery options for two dates: 'Thu, Oct 28' and 'Wed, Nov 03'. The table shows rates and delivery times for three service levels: FedEx International First, International Priority, and FedEx International Economy. The 'International Priority' option for 'Wed, Nov 03' is circled in blue. A note at the bottom states 'Amounts are shown in USD'.

Small: 10-1/4" x 12-3/4"  
Large: 12" x 15-1/2"

**Package Details**

Package Weight

! Surcharges and limits apply as per applicable [terms and conditions](#).

Carriage value

**Select a delivery date, time and rate**  
Don't see your discounts? [Please login](#) to get account specific rates.

Ship Date

Delivery Date

Thu, Oct 28		Wed, Nov 03
<b>\$177.75</b> by 10:00 AM FedEx International First®	<b>\$122.50</b> by 12:00 PM International Priority®	<b>\$114.33</b> by 6:00 PM FedEx International Economy®

Amounts are shown in USD

## Select drop off package

### Select a delivery date, time and rate

Ship Date


**Your Nearest Drop Off Location**

**FedEx Authorized ShipCenter**  
Safe Ship  
114 W Indian River Blvd  
Edgewater, FL 32141 US  
(386) 478-4077  
Last pickup: 3:30 PM  
[View more locations](#)

**Delivery Date**

**Thu, Oct 28**

**\$122.50**  
by 12:00 PM  
International Priority®




Amounts are shown in USD


[← Choose another delivery date or time](#)

---

**Additional Service Options**

Hold at location 



FedEx Delivery Signature Options

Signature Type  

Total Shipping Rate: \$122.50



## Choose Products and “Commercial” from dropdown

Shipping ▾ Tracking ▾ Printing Services ▾ Locations ▾ Support ▾ 

1. Address Information Edit

2. Shipment Details Edit

**3. Customs Information**

Please describe the contents of your shipment for customs.  
This information is used to help clear your shipment through customs.

**Products**

Products are goods or commodities for personal or commercial use.

Commercial

What is the purpose of your shipment?

- Commercial
- Gift
- Sample
- Repair and return
- Personal effects
- Personal use


Obtain any additional customs documentation [More](#)

OR


**Documents**


Documents are letters, statements or other correspondence that are not for resale.

What documents are you sending?



record



 **Enter product details for customs purposes**

“Kit containing non-infectious whole human blood sample for personal diagnostic allergy testing”  
1 “piece” from dropdown, 1lb, \$2.00, Item made United States  
Click “Add item”

**FedEx.** Shipping ▾ Tracking ▾ Printing Services ▾ Locations ▾ Support ▾

**Enter product details for customs purposes**

Add single item description  
Kit containing non-infectious whole human blood sample for personal diagnostic allergy testing

How many of these *same* items are you sending?  
1 pieces

How much does each item weigh?  
1 lbs

What is the customs value or price of each item?  
2.00 US Dollars

Where was the item made?  
United States

**Add item →**

**Harmonization code if requested\* 38220090**

Customs requires that you detail each item in your shipment separately. For example, t-shirts and socks need to be added separately even if they are in the same package. In order to receive a valid transit time quote, the item descriptions must be in English.

SAVED ITEMS (OPTIONAL)	
ITEM DESCRIPTION (IN ENGLISH)	kit containing non infectious whole human blood for allergy diagnostics
HARMONIZED CODE (RECOMMENDED)	38220090

4. Payment

Be sure to uncheck as you have prepared commercial invoices x 3

**FedEx.** Shipping ▾ Tracking ▾ Printing Services ▾ Locations ▾ Support ▾

**Enter product details for customs purposes**

Add single item description

How many of these *same* items are you sending?

How much does each item weigh?  
 lbs

What is the customs value or price of each item?  
 US Dollars

Where was the item made?

**Commercial Invoice Summary**


Product Details	Customs Value
<input checked="" type="checkbox"/> 1 pieces Kit containing non-infectious whole human blood sample for personal diagnostic allergy testing	1.00 lbs \$2.00 <input type="button" value="x"/>
Add another item or Continue	
<b>Total customs value: \$2.00</b>	

Include this Commercial Invoice with my label

Include this Commercial Invoice with my label

**Please Note:** A Commercial Invoice is required for this shipment. Be sure to include your own Commercial Invoice with the label.

# Payment screen

**FedEx.** Shipping ▾ Tracking ▾ Printing Services ▾ Locations ▾ Support ▾ 

## Enter Payment Information

Enter your credit card information or a FedEx Account number to pay for this shipment

Shipment Payment Method		Duties, Taxes, and Fees Payment Method	
Bill to	<input type="text" value="Credit Card"/>	Bill to	<input type="text" value="My account"/>
Credit card types	<input type="text" value="Select"/>	Account no.	<input type="text"/>
Credit card no.	<input type="text"/> ?		
Security code	<input type="text"/> ?		
Expiration date	<input type="text" value="MM"/> ▾ <input type="text" value="YYYY"/> ▾		
First name	<input type="text"/>		
Middle name	<input type="text"/>		
Last name	<input type="text"/>		
Company	<input type="text"/> ?		
Email	<input type="text"/>		
Verify email	<input type="text"/>		